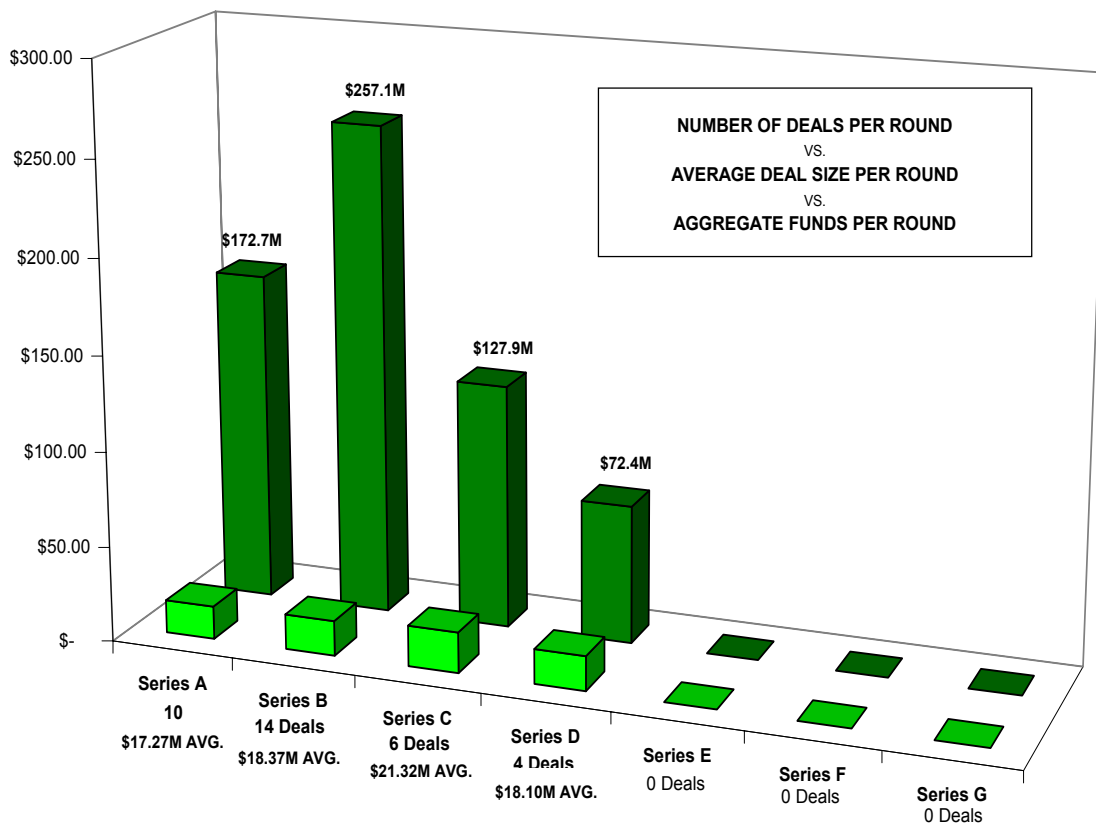


Welcome to the January 2008 OnBioVC monthly summary.

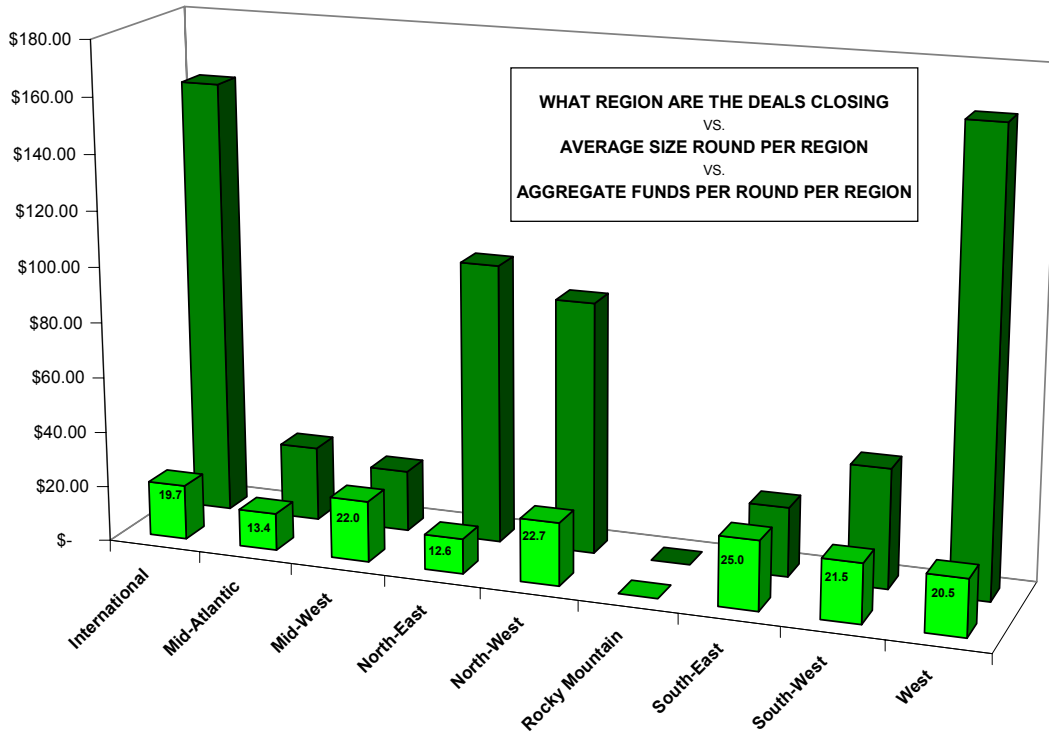
For the month OnBioVC has tracked 34 total financings who raised approximately \$630M, yielding an average deal size just north of \$18.5M. Some interesting trend(s) to note emerging in only the first four weeks of 2008: are the number of financings that have closed in the device-imaging space, six total by the data aggregated here. That number doubles the number of oncology deals which as-of late is the most frequent type of deal to be financed.

If you are interested in seeing who these companies are that have been funded be certain to go <http://OnBioVC.com> and subscribe by email for the regular updates. *On to the data...*

ROUND	NO. of DEALS PER ROUND	DEAL SIZE (IN MM)	AVERAGE DEAL SIZE
Series A	10	\$ 172.70	\$ 17.27
Series B	14	\$ 257.14	\$ 18.37
Series C	6	\$ 127.90	\$ 21.32
Series D	4	\$ 72.40	\$ 18.10
Series E	0	\$ -	\$ -
Series F	0	\$ -	\$ -
Series G	0	\$ -	\$ -
TOTAL	34	\$ 630.14	\$ 18.53



REGION	NO. of DEALS PER REGION	DEAL SIZE (IN MM)	AVERAGE DEAL SIZE
International	8	\$ 157.59	\$ 19.70
Mid-Atlantic	2	\$ 26.80	\$ 13.40
Mid-West	1	\$ 22.00	\$ 22.00
North-East	8	\$ 100.85	\$ 12.61
North-West	4	\$ 90.70	\$ 22.68
Rocky Mountain	0	\$ -	\$ -
South-East	1	\$ 25.00	\$ 25.00
South-West	2	\$ 43.00	\$ 21.50
West	8	\$ 164.20	\$ 20.53
TOTAL	34	\$ 630.14	\$ 18.53




And finally, what are these companies working on who are being funded:

SECTOR	# OF FINANCINGS
Device (Imaging)	6
Oncology	3
Biomarker	2
Device (Cardiology)	2
Device (Diagnostics)	2
Diabetes	2
Inflammation	2
Obesity	2
ALS	1
Alzheimer's	1
Antibody	1
Asthma	1
Autoimmune	1
CRO	1
Neurology	1
Device (Diabetes)	1
Device (Endoscopy)	1
MS	1
Device (Radiotherapy)	1
Device (Microarray)	1
Device (Neuromod)	1
Device (Ophthalmology)	1
Device (Orthopedic)	1
Device (Spine)	1
GI	1
Hair Loss	1
Immunology	1
Pain	1
Lysosome Storage	1
Renal	1
Thrombosis	1

DON'T FORGET TO SIGN UP FOR FREE EMAIL UPDATES

FROM

www.ONBIOVC.com



www.CLSDF.com